

# workshop overview

# JCL

Each workshop is tailored to those who come, but this sheet gives you an overview of who the workshops are for and what to expect.

photography  
workshops

## Beginners workshop

### What is covered

Most people with a DSLR (Digital Single Lens Reflex) or CSC (Compact System Camera) camera use it on one of the automatic functions, which are great for taking snaps, but the really creative stuff is in the other functions (you may have noticed letters like A, Tv, M). They would also like to take better images.


The good news is that there are some very simple tips for taking better photos, and a whole range of functions on your camera that can enable you to get seriously creative! Each workshop is tailored to those who are on it through a pre-workshop questionnaire which helps me to know (a) your current level of knowledge, (b) what you are looking for from the workshop, and (c) what camera you are using. The level of the workshop is beginner/low intermediate. If you are a high intermediate or an advanced photographer this workshop isn't for you!

Here is an overview of a fairly typical workshop:


- We begin in a coffee shop familiarising ourselves with the camera and its basic functions.
- We learn the way exposure works as the basis for understanding how to take creative images.
- We then go out and take lots of photos, learning some guidelines for composition and some technical features through the workshop.
- At various points we will stop for a break (more coffee shop time!) and review the images you have taken so we can learn from them and immediately put into practice what we have just learnt.
- I also offer guidance on which camera to buy if you are thinking about upgrading, and at the end of the day you have various handouts to remind you of what we covered.
- Following the workshop I send you six projects (one a week) that take 15-30 minutes to help you integrate your learning.

### Timing

A day workshop normally starts fairly early in the morning to catch the best light, so depending on the time of the year it may mean a 7am to 8.30am start, and runs through to 3.30ish. Alternatively it can start around 11am and run through to 7ish. A half day workshop starts around 7.30am and ends 11.30ish.



*'Feeling so much more confident now about how my camera works and in my ability to take better photos. Really excited about putting it all into practice.'*



*'All of it was wonderful!! I feel like I learnt so much in such a short period of time...It was awesome.'*



*'It was tailor made to our needs with clear explanations at just the right level.'*

## Practical information

### Location

I normally run the workshop in Birmingham, but we can go anywhere you like (although further afield means I have to slightly increase the cost to cover travel expenses).

### Participants

The group size is small, a maximum of four, to ensure individual tuition for all who attend. Individual workshops are available at a slightly higher cost. You can either find friends you would like to do it with, or I can link you with others I know who are interested in doing a workshop.

### Date

The workshop date is agreed to suit all who are involved. Generally they are on a Saturday, but occasionally other days of the week are possible. They are normally between March and October, but again winter workshops are available for those who are ready to brave the cold.

### Equipment

Ideally you will have a Digital SLR (DSLR), Compact System Camera (CSC) or reasonable quality bridge or compact camera. If you don't have a camera at all that is not a problem, as I can lend you a Digital SLR for the day.

### Costs

The full day workshop is £50, and this covers tuition, handouts and post workshop projects. You will cover your travel and refreshments. If you get three friends signed up (it can add to the fun to do it with someone you know), you get £20 off your price. Two people signed up gets you £10 off. They need to have a genuine interest in photography and ideally a CSC or DSLR camera.

### And finally

The workshops are a lot of fun and you will be surprised how much you can learn in one day through the hands-on approach.

### For further information


Let me know if you have any questions, and if you would like to book a workshop email the approximate time of the year you are available and I will send you relevant dates.



*'The route around Birmingham was ideal, and made for an interesting day.'*



*'For me it was the almost individual attention—for a beginner's workshop this really helped me. Combined with the freedom to ask the most basic questions... perfect.'*



*'Found it all very useful and feel much more confident in my ability to take good pictures.'*

